



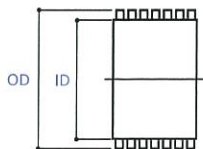
Ridgidrain



Offering increased sustainability in performance, Ridgidrain twin wall polyethylene pipes are suitable for use in civils and infrastructure non pressurised surface and sub-surface drainage applications

Ridgidrain

Pipes, end caps, seals & couplings



Ridgidrain plain ended pipe

Order seals separately if required,
1 coupling, 2 seals per length.



Network Rail

PA05/05460

Nominal size mm	Code	ID mm	OD mm	Length m	Option	Weight kgm ⁻¹	Pack qty
100	RD100X6PE*	100	118	6	U	0.75	85
100	RD100X6PEHP*	100	118	6	H	0.75	85
100	RD100X6PEP*	100	118	6	P	0.75	85
150	RD150X6PE/1	150	178	6	U	1.2	36
150	RD150X6PEHP/1	150	178	6	H	1.2	36
150	RD150X6PEP/1	150	178	6	P	1.2	36
225	RD225X6PE/1	225	267	6	U	2.45	14
225	RD225X6PEHP/1	225	267	6	H	2.45	14
225	RD225X6PEP/1	225	267	6	P	2.45	14
300	RD300X6PE/1	300	355	6	U	4.18	9
300	RD300X6PEHP/1	300	355	6	H	4.18	9
300	RD300X6PEP/1	300	355	6	P	4.18	9
375	RD375X6PE/1	375	435	6	U	7.5	5
375	RD375X6PEHP/1	375	435	6	H	7.5	5
375	RD375X6PEP/1	375	435	6	P	7.5	5
400	RD400X6PE/1▲	400	458	6	U	8.13	5
400	RD400X6PEHP/1▲	400	458	6	H	8.13	5
400	RD400X6PEP/1▲	400	458	6	P	8.13	5
450	RD450X6PE/1▲	450	523	6	U	9.3	1
450	RD450X6PEHP/1▲	450	523	6	H	9.3	1
450	RD450X6PEP/1▲	450	523	6	P	9.3	1
500	RD500X6PE/1▲	500	576	6	U	12.25	1
500	RD500X6PEHP/1▲	500	576	6	H	12.25	1
500	RD500X6PEP/1▲	500	576	6	P	12.25	1
600	RD600X6PE/1▲	600	700	6	U	17.5	1
600	RD600X6PEHP/1▲	600	700	6	H	17.5	1
600	RD600X6PEP/1▲	600	700	6	P	17.5	1

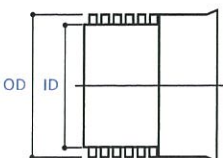
Sizes 750-3000mm are available as Ridgistorm-XL.

* Black inner wall.

▲ Made to order and subject to lead times.

U = Unperforated H = Half perforated P = Fully perforated

Weights are nominal



Ridgidrain integrally socketed pipe

Order seals separately if required, 1 per length.



Network Rail

PA05/05460

Nominal size mm	Code	ID mm	OD mm	Length m	Option	Weight kgm ⁻¹	Pack qty
400	RD400X6/1	400	458	6	U	8.0	5
400	RD400X6HP/1	400	458	6	H	8.0	5
400	RD400X6P/1	400	458	6	P	8.0	5
450	RD450X6/1	450	523	6	U	9.0	1
450	RD450X6HP/1	450	523	6	H	9.0	1
450	RD450X6P/1	450	523	6	P	9.0	1
500	RD500X6/1	500	576	6	U	12.0	1
500	RD500X6HP/1	500	576	6	H	12.0	1
500	RD500X6P/1	500	576	6	P	12.0	1
600	RD600X6/1	600	700	6	U	14.0	1
600	RD600X6HP/1	600	700	6	H	14.0	1
600	RD600X6P/1	600	700	6	P	14.0	1

Sizes 750-3000mm are available as Ridgistorm-XL.

U = Unperforated H = Half perforated P = Fully perforated

Weights are nominal

All dimensions provided are nominal.

Internal End Caps		
Nominal size mm	Code	Pack qty
100	EC1059INT	10
150	EC1778INT	10
225	EC5064INT	10
300	EC6010INT	10

External Sealable End Caps		
Nominal size mm	Code	Pack qty
100	EC100 ▲	10
150	EC150 ▲	10
225	EC225 ▲	10
300	EC300 ▲	10
375	EC375 ▲	10
400	EC400 ▲	10
450	EC450 ▲	10
500	EC500 ▲	10
600	EC600 ▲	10

▲ Made to order and subject to lead times.

Plastic Tub of Lubricant		
Size kg	Code	Pack qty
1	LUBX1	12
2.5	LUBX2.5	4

Ridgidrain Seals		
Nominal size mm	Code	Pack qty
100	SRD100	170
150	SRD150	36
225	SRD225	14
300	SRD300	8
375	SRD375	10
400	SRD400/1	2
450	SRD450/1	2
500	SRD500/1	2
600	SRD600/1	2

Ridgidrain Nitrile Seals		
Nominal size mm	Code	Pack qty
100	SRD100NIT ▲	170
150	SRD150NIT ▲	36
225	SRD225NIT ▲	14
300	SRD300NIT ▲	8
375	SRD375NIT ▲	10
400	SRD400NIT/1 ▲	2
450	SRD450NIT/1 ▲	2
500	SRD500NIT/1 ▲	2
600	SRD600NIT/1 ▲	2

▲ Made to order and subject to lead times.
Typically used where soil contains certain chemicals. Please send soil reports to our Technical Team.

Ridgidrain Double Socket Couplings				
Nominal size mm	Code	A mm	B mm	Pack qty
100	CRD100	140	133	43
150	CRD150	185	186	18
225	CRD225	260	289	7
300	CRD300	280	379	3
375	CRD375	335	460	1
400	CRD400DS/1	400	475	1
450	CRD450DS/1	435	540	1
500	CRD500DS/1	489	589	1
600	CRD600DS/1	560	719	1

Slip couplings available on request.



Ridgidrain internal end caps

Not suitable for air tests.
Manufactured from polyethylene.



Plastic tub of lubricant

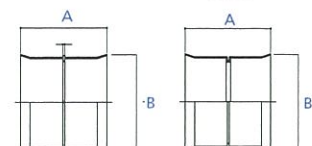


Ridgidrain sealing rings

EPDM seals to BS EN 681:Part 1 as standard.
Optional nitrile seals are available, but may be subject to order quantities and lead times.



PA05/05460



Ridgidrain double socket couplings

Order seals separately if required,
2 per coupling.



PA05/05460

Ridgidrain

Bends and junctions



Ridgidrain 11.25° & 15° bends

Order seals separately if required, 2 per bend.



PA05/05460



Ridgidrain 22.5° & 30° bends

Order seals separately if required, 2 per bend.



PA05/05460



Ridgidrain 45° bends

Order seals separately if required, 2 per bend.



PA05/05460

Ridgidrain 11.25° & 15° Bends

Nominal size mm	Code	Pack qty
100	BRD100X11.25	10
150	BRD150X15	10
225	BRD225X11.25	1
300	BRD300X11.25	1
375	BRD375X11.25	1
400	BRD400X11.25/1	1
450	BRD450X11.25/1	1
500	BRD500X11.25/1	1
600	BRD600X11.25/1	1

Sizes 750-3000mm are available as Ridgistorm-XL.

Some bends are made to order and are subject to lead times.

Ridgidrain 22.5° & 30° Bends

Nominal size mm	Code	Pack qty
100	BRD100X22.5	10
150	BRD150X30	10
225	BRD225X22.5	1
300	BRD300X22.5	1
375	BRD375X22.5	1
400	BRD400X22.5/1	1
450	BRD450X22.5/1	1
500	BRD500X22.5/1	1
600	BRD600X22.5/1	1

Sizes 750-3000mm are available as Ridgistorm-XL.

Some bends are made to order and are subject to lead times.

Ridgidrain 45° Bends

Nominal size mm	Code	Pack qty
100	BRD100X45	10
150	BRD150X45	10
225	BRD225X45	1
300	BRD300X45	1
375	BRD375X45	1
400	BRD400X45/1	1
450	BRD450X45/1	1
500	BRD500X45/1	1
600	BRD600X45/1	1

Sizes 750-3000mm are available as Ridgistorm-XL.

Some bends are made to order and are subject to lead times.

This brochure incorporates the most common bends and junctions. Bends and junctions incorporating other angles and diameters are available as specials. Manholes, catchpits, soakaways, ducting drawpits, pumping chambers and specialist items manufactured to customer specifications are also available. For further information, see Section 4 or contact our Technical Team on **+44 (0) 1509 615100**.

All dimensions provided are nominal.

Ridgidrain 87.5 & 90° Bends			
Nominal size mm	Code	Pack qty	
100	BRD100X87.5	10	
150	BRD150X87.5	10	
225	BRD225X90	1	
300	BRD300X90	1	
375	BRD375X90	1	
400	BRD400X90/1	1	
450	BRD450X90/1	1	
500	BRD500X90/1	1	
600	BRD600X90/1	1	

Sizes 750-3000mm are available as Ridgistorm-XL.
Some bends are made to order and are subject to lead times.



Ridgidrain 87.5 & 90° bends
Order seals separately if required, 2 per bend.

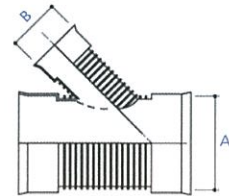


Network Rail

PA05/05460

45° Ridgidrain Junctions			
Nominal size A mm	Nominal size B mm	Code	Pack qty
100	100	JRD100100Y	10
150	100	JRD150100Y	5
150	150	JRD150150Y	5
225	100	JRD225100Y	1
225	150	JRD225150Y	1
225	225	JRD225225Y	1
300	100	JRD300100Y	1
300	150	JRD300150Y	1
300	225	JRD300225Y	1
300	300	JRD300300Y	1
375	100	JRD375100Y	1
375	150	JRD375150Y	1
375	225	JRD375225Y	1
375	300	JRD375300Y	1
375	375	JRD375375Y	1
400	100	JRD400100Y/1	1
400	150	JRD400150Y/1	1
400	225	JRD400225Y/1	1
400	300	JRD400300Y/1	1
400	400	JRD400400Y/1	1
450	100	JRD450100Y/1	1
450	150	JRD450150Y/1	1
450	225	JRD450225Y/1	1
450	300	JRD450300Y/1	1
450	375	JRD450375Y/1	1
450	450	JRD450450Y/1	1
500	100	JRD500100Y/1	1
500	150	JRD500150Y/1	1
500	225	JRD500225Y/1	1
500	300	JRD500300Y/1	1
500	375	JRD500375Y/1	1
500	400	JRD500400Y/1	1
500	500	JRD500500Y/1	1
600	100	JRD600100Y/1	1
600	150	JRD600150Y/1	1
600	225	JRD600225Y/1	1
600	300	JRD600300Y/1	1
600	450	JRD600450Y/1	1
600	600	JRD600600Y/1	1

Sizes 750-3000mm are available as Ridgistorm-XL.
Other sizes available on request.
Some junctions are made to order and are subject to lead times.

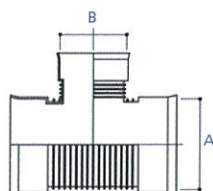


Ridgidrain 45° junctions
All junctions are triple socketed.
Order seals and couplings separately.



All dimensions provided are nominal.

Junctions, reducers, spigots & sockets



Ridgidrain 90° junctions

All junctions are triple socketed.
Order seals and couplings separately.



90° Ridgidrain Junctions			
Nominal size A mm	Nominal size B mm	Code	Pack qty
100	100	JRD100100T	10
150	100	JRD150100T	10
150	150	JRD150150T	1
225	100	JRD225100T	1
225	150	JRD225150T	1
225	225	JRD225225T	1
300	100	JRD300100T	1
300	150	JRD300150T	1
300	225	JRD300225T	1
300	300	JRD300300T	1
375	100	JRD375100T	1
375	150	JRD375150T	1
375	225	JRD375225T	1
375	300	JRD375300T	1
375	375	JRD375375T	1
400	100	JRD400100T/1	1
400	150	JRD400150T/1	1
400	225	JRD400225T/1	1
400	300	JRD400300T/1	1
400	400	JRD400400T/1	1
450	100	JRD450100T/1	1
450	150	JRD450150T/1	1
450	225	JRD450225T/1	1
450	300	JRD450300T/1	1
450	375	JRD450375T/1	1
450	450	JRD450450T/1	1
500	100	JRD500100T/1	1
500	150	JRD500150T/1	1
500	225	JRD500225T/1	1
500	300	JRD500300T/1	1
500	375	JRD500375T/1	1
500	500	JRD500500T/1	1
600	100	JRD600100T/1	1
600	150	JRD600150T/1	1
600	225	JRD600225T/1	1
600	300	JRD600300T/1	1
600	450	JRD600450T/1	1
600	600	JRD600600T/1	1

New size 600mm & 750mm refer to pages 12 & 13. Rigistorm XL pipe 750mm - 3000mm are also available refer to Ridgistorm brochure

Ridgidrain Level Invert Reducers		
Nominal size A mm	Nominal size B mm	Code
150	100	ARD150100
225	150	ARD225150
300	150	ARD300150
300	225	ARD300225
375	225	ARD375225
375	300	ARD375300
400	150	ARD400150/1
400	225	ARD400225/1
400	300	ARD400300/1
400	375	ARD400375/1
450	150	ARD450150/1
450	225	ARD450225/1
450	300	ARD450300/1
450	375	ARD450375/1
450	400	ARD450400/1
500	225	ARD500225/1
500	300	ARD500300/1
500	375	ARD500375/1
500	400	ARD500400/1
500	450	ARD500450/1
600	100	ARD600100/1
600	150	ARD600150/1
600	225	ARD600225/1
600	300	ARD600300/1
600	375	ARD600375/1
600	450	ARD600450/1
600	500	ARD600500/1

Some junctions are made to order and are subject to lead times.

Ridgidrain to BS EN 1401 Spigot and Socket			
Description	Code	Pack qty	
100mm Ridgidrain socket to 110mm BS EN 1401 spigot	ARD100110	10	
150mm Ridgidrain socket to 160mm BS EN 1401 spigot	ARD150160	10	
100mm Ridgidrain socket to 110mm BS EN 1401 socket	ARD100110 & UG401	10	
150mm Ridgidrain socket to 160mm BS EN 1401 socket	ARD150160 & UG601	10	

Order seals separately if required.


Ridgidrain to Super Clay Socket			
Description	Code	Pack qty	
100mm Ridgidrain socket to 100mm Super Clay socket	ARD100110 & UG434	10	
150mm Ridgidrain socket to 150mm Super Clay socket	ARD150160 & UG634	10	

Some sockets are made to order and subject to lead times.
Order seals separately if required.

Ridgidrain to Thick Clay Socket			
Description	Code	Pack qty	
100mm Ridgidrain socket to 100mm Thick Clay socket	ARD100110 & UG486	10	
150mm Ridgidrain socket to 150mm Thick Clay socket	ARD150160 & UG696	10	

Some sockets are made to order and subject to lead times.
Order seals separately if required.

All dimensions provided are nominal.



Ridgidrain level invert reducers

Order seals separately if required.



ARD150160



ARD100110



UG634



UG696